



Topic: Connecting Computers

Year: 3

**E-Safety—Connected World— learning outcomes that will be explored throughout the unit:**

I can explain how people can represent themselves in different ways online.

I can explain ways in which someone might change their identity depending on what they are doing online (e.g. gaming; using an avatar; social media) and why.

I can describe appropriate ways to behave towards other people online and why this is important.

I can give examples of how bullying behaviour could appear online and how someone can get support.

**Enquiry Questions**

How does a digital device work?

What parts make up a digital device?

How do digital devices help us?

How am I connected?

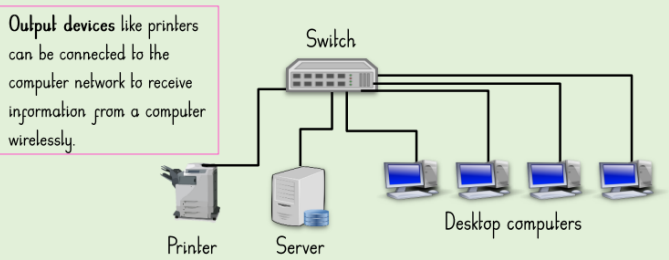
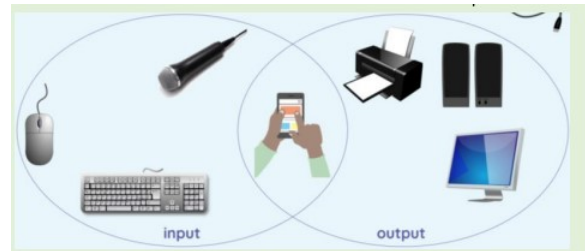
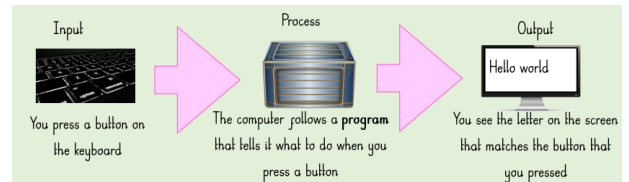
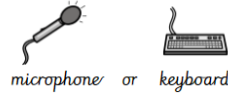
How are computers connected?

What does our school network look like?

**Key Vocabulary**

<b>Connection</b>		A link between two things
<b>Computer Network</b>		Two or more digital devices that are connected together, usually by cables or Wi-Fi
<b>Server</b>		A special computer that manages the network and can store files.
<b>Network Switch</b>		Connected to every computer and can pass information between them.
<b>User devices</b>		Any device that connects to a network either wirelessly or through wires.
<b>Wireless Access Point</b>		A wired device that sends and receives wireless signals for devices with wireless connectivity to the rest of the network.
<b>Output</b>		Data that a computer sends.
<b>Input</b>		Data that a computer receives.

**Key Information**



**Retrieval Quiz**

1. Give an example of an input device.
2. Give an example of an output device.
3. What is the job of the 'server'?
4. What different purposes can you think of for a mobile phone?
5. What different purposes can you think of for a laptop?
6. What are the benefits of using Wi-Fi to connect instead of using a cable?
7. What digital devices are used around the school?

**Useful Websites**

[Computer networks - BBC Teach](#)